

Older People Services Consultation Survey



1. Page 1

1. Are you responding to this consultation mainly as				
Answer Choices			Response Percent	Response Total
1	Older person using the service		29.41%	65
2	A carer		4.52%	10
3	Family member		12.67%	28
4	Member of the public		35.75%	79
5	Health representative / GP		0.90%	2
6	Day centre employee		0.45%	1
7	Voluntary/ Community sector organisation		2.71%	6
8	Private sector organisation		0.00%	0
9	Local ward councillor / Member of Parliament		0.90%	2
10	Other (please specify):		12.67%	28
			answered	221
			skipped	11
If applicable, please provide the name or your organisation: (27)				








2. Do you or the person you look after or know have any special needs, long-term medical conditions or disabilities?				
Answer Choices			Response Percent	Response Total
1	Yes		57.14%	120
2	No		42.86%	90
			answered	210
			skipped	22

3. Before the Covid-19 pandemic, have you or the person you look after or know used our centres below? If so please tick.				
Answer Choices			Response Percent	Response Total





3. Before the Covid-19 pandemic, have you or the person you look after or know used our centres below? If so please tick.

1	The Hive (Park Barn Centre), Guildford		26.24%	37
2	Shawfield Centre, Ash		80.14%	113
			answered	141
			skipped	91

4. How often in normal circumstances (e.g. before the Covid-19) would you use day centre services in Guildford borough?






Answer Choices			Response Percent	Response Total
1	More than 5 times a week		0.47%	1
2	3-5 times a week		24.77%	53
3	1-2 times a week		31.31%	67
4	A few times a month		6.54%	14
5	Once a month		1.87%	4
6	Less than once a month		1.40%	3
7	I do not use any day care centres		33.64%	72
			answered	214
			skipped	18

5. Why do you or the person you look after or know use our older people's services?





Answer Choices			Response Percent	Response Total
1	A hot lunch		61.54%	112
2	Activities		71.43%	130
3	To socialise		85.16%	155
4	Other (please specify):		14.29%	26
			answered	182
			skipped	50

Comments: (58)




6. How would you or the person you look after or know normally get to and from the centre you use?

Answer Choices		Response Percent	Response Total
1	Community Transport Service		45.60% 83
2	Public transport		12.09% 22
3	Drive independently		12.64% 23
4	Family member supports you		27.47% 50
5	Other (please specify):		21.98% 40
		answered	182
		skipped	50
Comments: (42)			

7. Do you think the proposed changes will have a positive, negative or no impact on you, your family and/or others?

Answer Choices		Response Percent	Response Total
1	A positive impact		20.00% 41
2	No impact		8.78% 18
3	A negative impact		58.05% 119
4	Don't know / not sure		13.17% 27
		answered	205
		skipped	27
(please explain your answer in the box below (111))			

8. We believe that with the right support in place, while taking a person's own strengths and capabilities into consideration, we would achieve a better outcome for the older person and their families. Do you agree or disagree that the proposed changes will achieve this?

Answer Choices		Response Percent	Response Total
1	Agree		30.14% 63
2	Disagree		51.20% 107
3	Don't know / not sure		18.66% 39
		answered	209
		skipped	23
Please explain your answer in the box below (95)			

9. Do you have any suggestions for alternative ways that we can deliver Older People Services? Please write in the box below.

Answer Choices		Response Percent	Response Total
1	Open-Ended Question	100.00%	92
		answered	92
		skipped	140

10. Which option do you think we should take around Older People's provision?

Answer Choices		Response Percent	Response Total
1	Option 1: To continue to operate two centres for older people's provision in Guildford – The Hive and The Shawfield Centre but with existing limited provision and services available to residents.	75.73%	156
2	Option 2: To close the Shawfield Centre to day care services for the elderly and combine provision at The Hive to provide more modernised, wider ranging activities and efficient services for all communities.	24.27%	50
		answered	206
		skipped	26








Do you have any further comments that we should consider? Please write in the box below. (98)

2. About you

11. What is your home postcode? Your answer will be used for analysis purposes only.

Answer Choices		Response Percent	Response Total
1	Open-Ended Question	100.00%	216
		answered	216
		skipped	16

12. Which age group do you belong?

Answer Choices			Response Percent	Response Total
1	Under 18		0.00%	0
2	18 – 24		0.44%	1
3	25 – 34		3.52%	8
4	35 - 44		6.61%	15
5	45 – 54		9.25%	21
6	55 – 64		17.18%	39
7	65 and over		59.91%	136
8	Prefer not to say		3.08%	7
			answered	227
			skipped	5